



MARCH 2024 MONTHLY UPDATE



Mary R. Harville, President and CEO

Fueling Imagination and Funding Education for all Kentuckians.

MARCH AT A GLANCE

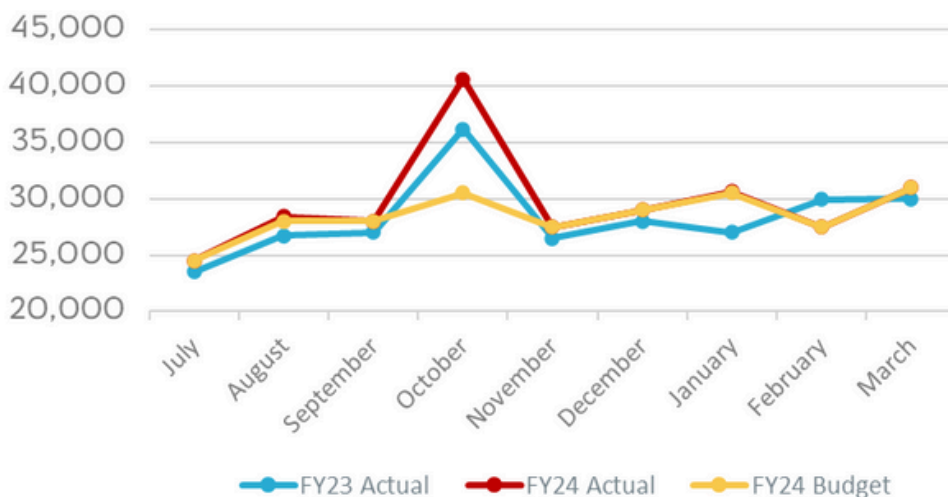
- March sales totaled a record \$197.8 million, which is \$28.9 million or 17.1% more than last March.
- Scratch-off sales were \$88.1 million in March, which is \$2.2 million or 2.5% less than last year at this time.
- Draw game sales totaled \$50.0 million, which is \$10.9 million or 28% more than last March. Increased sales were fueled by dueling Powerball and Mega Millions jackpots that both climbed towards \$1 billion in March.
- March's iLottery Instant Play sales were \$59.7 million, which is \$20.2 million or 51.1% more than last year's sales at this time.

- Governor Andy Beshear, Lt. Governor Jacqueline Coleman, and Kentucky Lottery board members and employees gathered in the Capitol Rotunda in late March to celebrate the Kentucky Lottery's 35th anniversary and \$5 Billion in grants and scholarships funded since 1999. Governor Beshear also signed a proclamation making March 26, 2024 "Kentucky Lottery Day".



- The Kentucky Lottery was also honored with resolutions in both the Senate and House celebrating 35 years of service to the Commonwealth. Pictured are Kentucky Lottery Board Chair Dr. Tom Abell, Senator Matthew Deneen and Kentucky Lottery President & CEO Mary Harville.

Total Cash Transfers to the Commonwealth ('000s)



March Prior	30,000
March Actual	31,000
March Budget	31,000

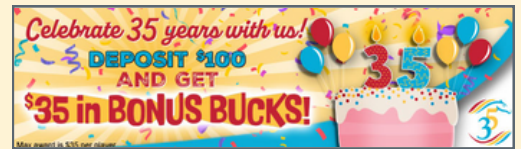

YTD Prior	254,870
YTD Actual	267,149
YTD Budget	256,500

	FY24 March 2024 ACTUAL	FY23 March 2023 ACTUAL	FY24 March 2024 BUDGET
Sales:			
Gross Instant at Retail	88,073	90,303	82,605
Gross Draw at Retail	45,994	36,724	37,798
iLottery	63,718	41,873	56,584
Ticket Sales	197,785	168,900	176,987
Prize Expense	142,060	120,458	127,771
Other Direct Costs	13,124	11,503	11,635
Gross Profit	42,601	36,939	37,581
Operating Expenses	3,326	3,591	3,522
Operating Income	39,275	33,348	34,059
Non-Operating Income	296	230	32
Net Income With Unclaimed Prizes	39,571	33,578	34,091
Unclaimed Prizes	(1,519)	(1,463)	(1,750)
Net Income	38,052	32,115	32,341

	FY24 YTD 3/31/24 ACTUAL	FY23 YTD 3/31/23 ACTUAL	FY24 YTD 3/31/24 BUDGET
Sales:			
Gross Instant at Retail	710,539	712,532	710,841
Gross Draw at Retail	375,991	369,491	323,722
iLottery	495,203	304,510	404,615
Ticket Sales	1,581,733	1,386,533	1,439,178
Prize Expense	1,139,638	967,637	1,036,511
Other Direct Costs	103,176	97,117	97,356
Gross Profit	338,919	321,779	305,311
Operating Expenses	29,416	27,449	30,723
Operating Income	309,503	294,330	274,588
Non-Operating Income	2,227	1,369	353
Net Income With Unclaimed Prizes	311,730	295,699	274,941
Unclaimed Prizes	(8,979)	(7,796)	(7,500)
Net Income	302,751	287,903	267,441

LOOKING AHEAD

- Launch of the Kentucky Lottery funded Dual Credit Scholarship beneficiary video featuring students and faculty from the Early College and Career Center (EC3) in Hardin County will be coming soon.



- The Kentucky Lottery continues to celebrate its 35th anniversary with four weeks of different offers/promotions. One week's offer includes \$35 in Bonus Bucks when \$100 is deposited.



@KYLLOTTERY

KYLLOTTERY.COM

FOR MORE INFORMATION:

Mary R. Harville
 Kentucky Lottery President and CEO
 (502) 560.1576
 mary.harville@kylottery.com

